



VINAY KARWA & ASSOCIATES
CHARTERED ACCOUNTANTS

Date:18.02.2020

TO WHOM SOEVER IT MAY CONCERN

This is to certify that BHARAT INSTITUTE OF ENGINEERING AND TECHNOLOGY, Mangalpally (v), Ibrahimpatnam (M), Rangareddy District, Telangana has incurred the following expenditure towards infrastructure augmentation (excluding the salary, includes Building infrastructure, Equipment, Computers, Buses etc), during the last five years. This certificate has been issued based on the audited Balance sheets and Income Vs Expense Statements.



(Amount in Rs.)

Year	2018-19	2017-18	2016-17	2015-16	2014-15
Number	1,69,30,068	3,29,84,215	4,85,46,916	13,38,89,857	15,96,81,455

For Vinay Karwa & Associates,
Chartered Accountants,
FRN-016004S

Vinay Karwa

Vinay Karwa (Proprietor)
M.No-224389



[Signature]
PRINCIPAL
Bharat Institute of Engg. & Tech
Mangalpally (V), Ibrahimpatnam (M)
Ranga Reddy Dist-501 510



BHARAT INSTITUTE OF ENGINEERING AND TECHNOLOGY

INCOME & EXPENDITURE STATEMENT FOR THE YEAR ENDED 31ST MARCH 2019

EXPENSES	AMOUNT	INCOME	AMOUNT
DIRECT EXPENSES		DIRECT INCOME	
Salaries & Amenities	12,65,15,231	Special Fee Received	91,40,000
Common service fee	47,00,000	Tuition Fee Received	19,53,54,600
Incentives (includes attending Conferences/workshops/FDPS etc.)	84,70,119	NBA Fee	61,64,000
		Book Bank Fee	20,92,000
INDIRECT EXPENSES		INDIRECT INCOME	
Academic Programme & Functions	21,35,601	Examination Income	7,49,367
Training & Placement Expenses	2,94,468	Fee Fines	2,67,600
Affiliation & Other Fees	23,14,440	Interest Received	1,42,583
Donations and Contributions	1,46,000	Other Income	1,73,172
Depreciation	3,33,36,113	Work Shop Receipts	3,000
Bank Charges	21,889	Interest on FDR	13,82,171
Functions & Meetings	7,92,744	Discount Received	179
Inspection Expenses	24,211	Membership Fee for IEI(ECE)	3,760
Interview Expenses	2,54,359	Agreement Violation	13,18,163
Sports & Games Expenses	45,920	Bus Fee 2018-19	1,85,77,059
Staff Welfare Expenses	3,04,037	Other Income	13,41,919
Travelling & Transportation	7,06,562	Bank Interest	1,620
Postage & Telegrams	2,01,257	Alumni Contribution	10,82,000
Rates, Taxes & Licenses	27,300		
Library Expenses	13,22,972		
Advertisement Charges	18,79,543		
Insurance Premium	2,79,015		
NACC Inspection Expenses	1,96,190		
NBA Inspection Expenses	1,95,395		
Extra Trip Expenses	41,590		
Transport Hire Charges	2,74,54,962		
Hospitality Expenses	35,000		
Internet charges	431834		
Lab expenses	280420		
Electricity charges	3444298		
Office maintenance	594861		
Security charges	2164063		
Telephone charges	129067		
Property tax	641408		
Repairs & Maintenance	688599		
AMC charges	522150		
Automation	65000		
Tally ERP	54000		
Website	77,000		
Nav next bus tracking(GPS Charges)	4,01,790		
Professional Membership	1,46,980		
Student Freeship	24,84,419		
Faculty Development Programme Expenses	1,29,500		
Labour Charges for Unloading Steel	4,000		
Refreshment Exp Staff/Management	1,379		
Toll Plaza Charges	325		
Transportation Charges	15,500		
Excess of Income over expenditure	1,38,21,683		
TOTAL	23,53,08,774	TOTAL	23,53,08,774

For Vinay Karwa & Associates
Chartered Accountants,
FRN-0160045

Vinay Karwa
Vinay Karwa (Proprietor)
M.No-224389



[Signature]
PRINCIPAL
Bharat Institute of Engg. & Tech
Mangalpally (V), Ibrahimpatnam (R)
Ranga Reddy Dist-501 510

BHARAT INSTITUTE OF ENGINEERING AND TECHNOLOGY



BALANCE SHEET AS ON 31ST MARCH 2019

LIABILITIES	AMOUNT AS AT 31.03.2019		ASSETS	AMOUNT AS AT 31.03.2019	
CORPUS FUND			Fixed Assets		
Opening Balance	52,58,54,901		Infrastructure Augmentation	1,69,30,068	
Current period	1,38,21,683	53,96,76,584	Biometric Device	1,25,750	
			CCTV Camera	1,75,425	
			Gross Block	54,19,83,890	
			Total Gross Block	55,92,15,133	
			Less: Accumulated Depreciation	30,25,82,265	
			Net Block	25,66,32,868	
			Capital WIP	6,41,32,677	
					32,07,65,545
Current Liabilities			Current Assets		
Sundry Creditors	18,89,867		Fixed Deposits	3,05,96,030	
Statutory Liabilities	19,11,348		Accrued Interest	89,07,184	
Outstanding Liabilities	3,78,54,244		Other Deposits	14,52,861	
Other Current Liabilities	14,37,326	4,30,92,785	Fee Receivables	9,40,62,319	
			Loans and advances	1,04,49,652	
			Cash-in-hand	6,31,411	
			Bank Accounts	1,52,53,023	
			Softwares and Journals	3,68,480	
			TDS Receivable	4,92,313	
			Sundry debtors	12,73,223	
			Other Current Asset	123	
					16,34,86,619
			Branch/Divisions		9,85,17,204
TOTAL		58,27,69,369	TOTAL		58,27,69,369

For Vinay Karwa & Associates,
Chartered Accountants,
FRN-0160045

Vinay Karwa

Vinay Karwa (Proprietor)
M.No-224389



[Signature]
PRINCIPAL
Bharat Institute of Engg. & Tech.
Mangalpally (V), Ibrahimpatnam (M)
Ranga Reddy Dist-501 510


BHARAT INSTITUTE OF ENGINEERING AND TECHNOLOGY

INCOME & EXPENDITURE STATEMENT AS ON 31ST MARCH 2018

EXPENSES	AMOUNT	INCOME	AMOUNT
DIRECT EXPENSES		DIRECT INCOME	
Salaries & Amenities	11,82,43,641	Special Fee Received	90,06,200
Common service fee	47,72,000	Tuition Fee Received	19,27,74,585
Incentives (includes attending Conferences/workshops/FDPS etc.)	18,41,863	NBA Fee	59,55,000
		Book Bank Fee	25,04,000
INDIRECT EXPENSES		INDIRECT INCOME	
Academic Programme & Functions	18,19,719	Academic Programme & Functions	10,53,180
Training & Placement Expenses	1,80,546	Training & Placement Expenses	5,81,100
Affiliation & Other Fees	24,90,854	Affiliation & Other Fees	88,408
Donations and Contributions	1,21,000	Donations And Contributions	7,89,816
Depreciation	3,32,51,487	Depreciation	1,96,450
Bank Charges	33,760	Bank Charges	4,04,280
Functions & Meetings	18,26,748	Functions & Meetings	14,88,937
Inspection Expenses	5,57,381	Inspection Expenses	50,100
Interview Expenses	1,57,000	Sale of Scrap	1,12,250
Sports & Games Expenses	92,366	Travel	2,19,000
Staff Welfare Expenses	3,00,225	Agreement Violation Income	22,55,999
Travelling & Transportation	2,84,947	Bus Fee 2017-18	2,12,64,500
Workshops	56,616	Alumni Contribution	10,55,000
Legal Expenses	20,000		
Advertisement-(Road Side Boards)	40,000		
Insurance - Premium	3,82,331		
Professional & Consultancy Charges	22,28,954		
Library Expenses	16,04,204		
Naac Registration Charges	2,50,750		
Internet charges	2,88,818		
Lab Expenses	28,856		
Repairs& Maintanance	15,96,412		
Electricity charges	40,85,515		
Office Maintenance	2,20,371		
Telephone charges	1,41,173		
Fuel Consumption	6,16,521		
Painting Material	1,63,284		
Nav Next Bus Tracking (Gps Charges)	82,600		
Student Freeship	36,99,571		
Professional Membership	72,570		
Automation	65,000		
Tally ERP	54,000		
Website	82,000		
Faculty Development Programme Expenses	1,18,500		
Property tax	2,90,817		
COURIER CHARGES	1,88,915		
Labour Charges	46,700		
POSTAGE & TELEGRAMS	52,317		
Penalties & Fines	25,000		
Round Off Price Rs.	38		
Other Expenses	1,29,469		
Printing and Stationery	4,13,108		
Promotional Development charges	4,20,000		
Incentives for Sand Leveling	750		
Incentives for Slab Casting	31,550		
Fabrication Works	32,150		
Refreshment Exp Staff/Management	32,159		
RTGS CHARGES	29		
Toll Plaza Charges	2,040		
Transportation Charges	8,268		
Unloading Charges	2,700		
Transport Hire Charges	2,70,47,546		
Excess of Income over expenditure	2,92,03,666		
TOTAL	23,97,98,805	TOTAL	23,97,98,805

For Vinay Karwa & Associates
Chartered Accountants
FRN-016004S

Vinay Karwa
Vinay Karwa (Proprietor)
M.No-224389



(Signature)
PRINCIPAL

Bharat Institute of Engg. & T
Mangalpally (V), Ibrahimpatnam (M)
Ranga Reddy Dist-501 510


BHARAT INSTITUTE OF ENGINEERING AND TECHNOLOGY

BALANCE SHEET AS AT 31ST MARCH, 2018

LIABILITIES	AMOUNT AS AT 31.03.2018		ASSETS	AMOUNT AS AT 31.03.2018	
CORPUS FUND			Fixed Assets		
Opening Balance	49,66,51,234	52,58,54,901	Infrastructure Augmentation	3,29,84,215	33,72,55,367
Current period	2,92,03,666		Biometric Device	1,25,750	
			CCTV Camera	1,75,425	
			Gross Block	54,84,49,243	
			Less: Accumulated Depreciation	26,92,46,150	
			Net Block	31,24,88,483	
			Capital Work in Progress	2,47,66,884	
Current Liabilities		3,37,71,027	Current Assets		12,67,44,450
Sundry Creditors	30,63,232		Fixed Deposits	3,05,96,030	
Statutory Liabilities	15,68,179		Accrued Interest	76,32,040	
Outstanding Liabilities	2,78,69,749		Other Deposits	14,24,727	
Other Current Liabilities	12,69,867		Fee Receivables	7,03,82,153	
			Loans and advances	26,60,258	
			Cash-in-hand	5,92,239	
			Bank Accounts	1,12,02,683	
			Softwares and Journals	4,73,480	
			TDS Receivable	3,42,160	
			Sundry Debtors	14,38,557	
			Other Assets	123	
			Branch/Divisions		9,56,26,111
TOTAL		55,96,25,928	TOTAL		55,96,25,928

For Vinay Karwa & Associates,
Chartered Accountants,
FRN-0160045

Vinay Karwa
Vinay Karwa (Proprietor)
M.No-224389



[Signature]
PRINCIPAL
Bharat Institute of Engg. & Tech
Mangalpally (V), Ibrahimpatnam (M)
Ranga Reddy Dist-501 510



BHARAT INSTITUTE OF ENGINEERING AND TECHNOLOGY


INCOME & EXPENDITURE STATEMENT AS ON 31ST MARCH 2017

EXPENSES	AMOUNT	INCOME	AMOUNT
DIRECT EXPENSES		DIRECT INCOME	
Salaries & Amenities	9,32,05,325	Special Fee Received	87,76,000
Common service fee	1,02,46,000	Tuition Fee Received	18,04,23,500
Incentives (includes attending Conferences/workshops/FDPS etc.)	15,64,800	NBA Fee	57,30,000
		Book Bank Fee	28,52,000
INDIRECT EXPENSES		INDIRECT INCOME	
Academic Programme & Functions	42,85,016	Examination Income	11,63,475
Training & Placement Expenses	97,219	Fest Receipts	39,000
Library Expenses	15,72,264	Interest Received	1,02,116
AFFILIATION & OTHER FEES	17,38,344	Other Income	9,11,072
Donations and Contributions	1,95,100	Training & Placement Receipts	2,43,775
Depreciation	3,88,42,167	Income From Other Sources	2,99,749
Bank Charges	28,834	Interest On Fdr	23,99,689
Functions & Meetings	8,78,938	Late Fee On Tutition Fee	9,00,900
Inspection Expenses	94,131	Sale of Scrap	2,69,650
Interview Expenses	3,34,000	Bus Fee 2016-17	1,83,18,700
Sports & Games Expenses	79,768	Alumni Contribution	8,95,500
Staff Welfare Expenses	4,47,007		
Student Freshship	16,98,500		
Professional Membership	75,400		
Automation	85,315		
Tally ERP	48,000		
Website	1,10,200		
Faculty Development Programme Expenses	3,59,000		
Nav next bus tracking(GPS Charges)	3,85,233		
Travelling & Transportation	2,69,423		
Legal Expenses	19,000		
Advertisement-(Road Side Boards)	70,000		
Insurance - Premium	27,975		
Professional & Consultancy Charges	20,000		
Tspsc Group Ii Examination	94,281		
Incentives for Sand Leveling	350		
Security charges	21,62,491		
Internet Charges	1,35,655		
Lab Expenses	13,200		
Repairs & maintenance	13,09,940		
Electricity Charges	35,58,285		
Office Maintenance	3,00,868		
Telephone Charges	1,49,497		
Fuel Consumption - Transport_dept	2,93,920		
Property tax	5,81,633		
Incentives for Slab Casting	9,600		
Misc Expenses	1,800		
Postage & Telegram	44		
Rent for lighting Bulbs	5,850		
TollPlaza charges	870		
Transport fee Concession	85,500		
Transport Hire Charges	2,57,71,972		
Excess of Income over expenditure	3,20,72,411		
TOTAL	22,33,25,126	TOTAL	22,33,25,126

For Vinay Karwa & Associates,
Chartered Accountants,
FRN-016004S

Vinay Karwa
Vinay Karwa (Proprietor)
M.No-224389




PRINCIPAL
Bharat Institute of Engg. & Tech
Mangalpally (V), Ibrahimpatnam (M)
Ranga Reddy Dist-501 510

BHARAT INSTITUTE OF ENGINEERING AND TECHNOLOGY


BALANCE SHEET AS AT 31ST MARCH, 2017

LIABILITIES	AMOUNT AS AT 31.03.2017		ASSETS	AMOUNT AS AT 31.03.2017	
CORPUS FUND			Fixed Assets		
Opening Balance	46,45,78,823		Infrastructure Augmentation	4,85,46,916	33,52,23,140
Current period	3,20,72,411	49,66,51,234	Biometric Device	1,25,750	
			CCTV Camera	1,75,425	
			Gross Block	48,50,10,947	
			Less: Accumulated Depreciation	23,59,94,668	
Current Liabilities		5,13,99,774	Net Block	29,78,64,370	
Sundry Creditors	36,70,176		Capital Work In Progress	3,73,58,770	
Statutory Liabilities	18,32,966				
Outstanding Liabilities	4,46,26,765		Current Assets		19,24,01,133
Other Liabilities	12,69,867		Fixed Deposits	3,05,96,030	
			Accrued Interest	62,35,437	
			Other Deposits	14,18,144	
			Fee Receivables	10,87,40,736	
			Loans and advances	99,98,479	
			Cash-in-hand	5,02,895	
			Bank Accounts	3,35,70,254	
			Softwares and Journals	2,10,000	
			TDS Receivable	1,87,233	
			Sundry Debtors	9,41,925	
			Branch/Divisions		2,04,26,735
TOTAL		54,80,51,008	TOTAL		54,80,51,008

For Vinay Karwa & Associates,
Chartered Accountants,
FRN-0160045



Vinay Karwa
Vinay Karwa (Proprietor)
M.No-224389



[Signature]
PRINCIPAL
Bharat Institute of Engg. & Tech
Mangalpally (V), Ibrahimpatnam (M)
Ranga Reddy Dist-501 510



BHARAT INSTITUTE OF ENGINEERING AND TECHNOLOGY

INCOME & EXPENDITURE STATEMENT AS ON 31ST MARCH 2016

EXPENSES	AMOUNT	INCOME	AMOUNT
DIRECT EXPENSES		DIRECT INCOME	
Salaries & Amenities	10,05,28,965	Special Fee Received	92,25,600
Incentives (includes attending Conferences/workshops/FDPS etc.)	10,69,800	Tuition Fee Received	16,39,25,400
		NBA Fee	51,27,000
		Book Bank Fee	28,40,000
INDIRECT EXPENSES		INDIRECT INCOME	
Academic Programme & Functions	21,29,089	Examination	99,44,175
Lab Expenses	18,996	Fest Receipts	5,47,410
Library Expenses	13,13,170	Interest Received	87,104
Affiliation and Other fees	11,20,504	Other Income	5,70,754
Donations and Contributions	70,000	Training and Placement Receipts	8,31,475
Depreciation	3,76,05,364	Workshop Receipts	84,000
Bank Charges	62,130	Processing charges	1,000
Functions & Meetings	12,67,914	Late fee on Tution fee	4,44,500
Inspection Expenses	5,500	Sale of Scrap	26,000
Interview Expenses	20,000	Agreement Violation	16,24,391
Sports & Games Expenses	16,400	Interest on Fixed Deposits	9,36,913
Staff Welfare Expenses	6,36,891	Appropriation of income tax	2,366
Travelling & Transportation	4,22,705	Bus Fee 2014-15	73,600
Workshops	2,82,810	Bus Fee 2015-16	1,60,00,500
Legal Expenses	25,000	Alumni Contribution	5,15,000
TSICET 2015 Admission MBA	2,55,200		
Faculty Development Programme Expenses	84,000		
Student Freshship	20,99,950		
Professional Membership	64,000		
Automation	37,450		
Tally ERP	48,000		
Website	47,500		
Nav next bus tracking(GPS Charges)	3,65,277		
Incentives for Slab Casting	63,400		
Misc Expenses	6,000		
Refreshment Exp Staff/Management	72,911		
Rent for lighting bulbs	4,100		
Unloading charges	8,700		
Transport Hire Charges	2,43,53,159		
Transport fee Concession	42,000		
Security charges	18,92,573		
Internet Charges	35,511		
Repairs & maintenance.	15,11,452		
Electricity Charges	47,17,010		
Office Maintenance	1,30,234		
Telephone Charges	1,69,047		
AMC charges	7,400		
Tally Gold AMC	5,400		
Tally Gold UPGRADATION	2,000		
Excess of Income over expenditure	3,01,89,676		
TOTAL	21,28,07,188	TOTAL	21,28,07,188

For Vinay Karwa & Associates
Chartered Accountants,
FRN-0160045

Vinay Karwa
Vinay Karwa (Proprietor)
M.No-224389



[Signature]
PRINCIPAL
Bharat Institute of Engg. & Tech
Mangalpally (V), Ibrahimpatnam (M)
Ranga Reddy Dist-501 510

BHARAT INSTITUTE OF ENGINEERING AND TECHNOLOGY


BALANCE SHEET AS AT 31ST MARCH, 2016

LIABILITIES	AMOUNT AS AT 31.03.2016		ASSETS	AMOUNT AS AT 31.03.2016	
CORPUS FUND			Fixed Assets		
Opening Balance	43,43,89,146	46,45,78,822	Infrastructure Augmentation	13,38,89,857	32,55,18,393
Current period	3,01,89,676		Biometric Device	1,25,750	
Current Liabilities		75,32,298	CCTV Camera	1,75,425	16,96,77,330
Sundry Creditors	5,03,628		Gross Block	38,84,79,859	
Statutory Liabilities	1,16,234		Less: Accumulated Depreciation	19,71,52,498	
Outstanding Liabilities	62,54,657		Net Block		
Other Liabilities	6,57,779		Current Assets		
Branch/Divisions		2,30,84,603	Fixed Deposits	3,05,96,030	
TOTAL		49,51,95,723	Accrued Interest	44,61,749	
			Other Deposits	60,26,912	
			Fee Receivables	9,68,82,171	
			Loans and advances	1,92,35,074	
			Cash-in-hand	1,46,630	
			Bank Accounts	1,17,26,476	
			Softwares and Journals	2,10,000	
			Sundry Debtors	3,92,135	
			Tds Receivable	153	
			TOTAL		49,51,95,723

For Vinay Karwa & Associates,
Chartered Accountants,
FRN-016004S



Vinay Karwa
Vinay Karwa (Proprietor)
M.No-224389



[Signature]
PRINCIPAL
Bharat Institute of Engg. & Tech
Mangalpally (V), Ibrahimpatanam
Ranga Reddy Dist-501 510


BHARAT INSTITUTE OF ENGINEERING AND TECHNOLOGY

INCOME & EXPENDITURE STATEMENT AS ON 31ST MARCH 2015

EXPENSES	AMOUNT	INCOME	AMOUNT
DIRECT EXPENSES		DIRECT INCOME	
Salaries & Amenities	7,57,00,974	Special Fee Received	35,72,500
Incentives (includes attending Conferences/workshops/FDPS etc.)	8,85,800	Tuition Fee Received	14,92,60,700
INDIRECT EXPENSES		INDIRECT INCOME	
Academic Programme & Functions	12,13,688	Interest Received	3,64,206
Advertisement	1,76,273	Other Income	35,15,420
Auditfee	16,283	Interest on FDRS	30,68,479
Training & Placement Expenses	8,44,123	Alumni Contribution	5,54,305
Library Expenses	13,34,187	Agreement Violation	9,17,440
AICTE & JNTUH FEES	43,84,996	Latefee on Tution Fee	4,38,700
Printing&stationary	2,56,271	Processing Charges on Admission Cancell	12,000
Depreciation	2,71,06,033	Sports Entry Fee	36,500
NAAC Registration Charges	28,090	TC amount Received	63,630
Repairs & maintenance	35,58,384	Caution Deposit Writeoff	20,91,600
Bank Charges	26,900	Sale of Scrap	21,610
Functions & Meetings	8,30,118	Bus Fee 2014-15	1,81,19,450
Faculty Development Programme Expenses	89,500		
Student Freship	14,11,350		
Professional Membership	73,400		
Automation	34,750		
Tally ERP	47,000		
Website	68,500		
Nav next bus tracking(GPS Charges)	3,25,800		
Postage & Telegram	90,499		
Sports & Games Expenses	1,75,240		
Staff Welfare Expenses	3,82,440		
Car Hiring Charges	11,000		
Travelling & Transportation	1,42,070		
Gardening Expenses	600		
Campus Hiring & Assessment charges	10,50,000		
ID Cards for Students	41,940		
Medical Expenses	1,487		
Security charges	20,51,176		
Internet Charges	2,54,596		
Electricity Charges	33,20,774		
Office Maintenance	51,878		
Telephone Charges	1,51,403		
Web Maintenance	17,000		
Vehicle Contract Charges	4,12,151		
Petro card Reg Charges	750		
Processing Fee to AITE	7,870		
Processing Fee to APSCHE	3,010		
Registration Fee for Placements	24,600		
Remuneration Paid	2,72,490		
Seminar & Workshop	5,040		
Tally Service Charges	1,000		
Transport Hire Charges	2,52,60,200		
News Paper & Periodicals	1,050		
Fee Concession	1,00,500		
Advance write Off	53,123		
Incentives for Slab casting	1,24,675		
Refreshment Exp Staff/Management	21,772		
Rent for lighting bulbs	6,800		
Tollplaza charges	530		
Other Expenses	5,13,658		
Inhouse Training	2,246		
Excess of Income over expenditure	2,90,70,552		
TOTAL	18,20,36,540	TOTAL	18,20,36,540

For Vinay Karwa & Associates,
Chartered Accountants,
FRN-0160045

Vinay Karwa
Vinay Karwa (Proprietor)
M.No-224389



[Signature]
PRINCIPAL
Bharat Institute of Engg. & Tech
Mangalpally (V), Ibrahimpatnam (M)
Ranga Reddy Dist-501 510

BHARAT INSTITUTE OF ENGINEERING AND TECHNOLOGY


BALANCE SHEET AS AT 31ST MARCH, 2015

LIABILITIES	AMOUNT AS AT 31.03.2015		ASSETS	AMOUNT AS AT 31.03.2015	
CORPUS FUND			Fixed Assets		
Opening Balance	40,53,18,594	43,43,89,146	Infrastructure Augmentation	15,96,81,455	30,22,84,260
Current period	2,90,70,552		Biometric Device	1,25,750	
			CCTV Camera	1,75,425	
			Gross Block	22,87,99,604	
			Less: Accumulated Depreciation	15,95,47,135	
Current Liabilities		2,06,94,569	Net Block	22,92,35,099	
Sundry Creditors	65,118		Work In Progress	7,30,49,161	
Statutory Liabilities	3,375				
Outstanding Liabilities	2,06,26,076				
			Current Assets		12,96,05,824
			Fixed Deposits	3,05,96,030	
			Accrued Interest	49,74,836	
			Other Deposits	83,69,339	
			Fee Receivables	6,00,95,322	
			Loans and advances	2,99,70,351	
			Cash-in-hand	51,495	
			Bank Accounts	(44,59,749)	
			Sundry Debtors	8,200	
			Branch/Divisions		2,31,93,631
TOTAL		45,50,83,715	TOTAL		45,50,83,715

For Vinay Karwa & Associates,
Chartered Accountants,
FRN-016004S

Vinay Karwa

Vinay Karwa (Proprietor)
M.No-224389



[Signature]
PRINCIPAL
Bharat Institute of Engg. & Tech
Mangalpally (V), Ibrahimpatnam (M)
Ranga Reddy Dist-501 510